

2003-05 ELECTRICAL

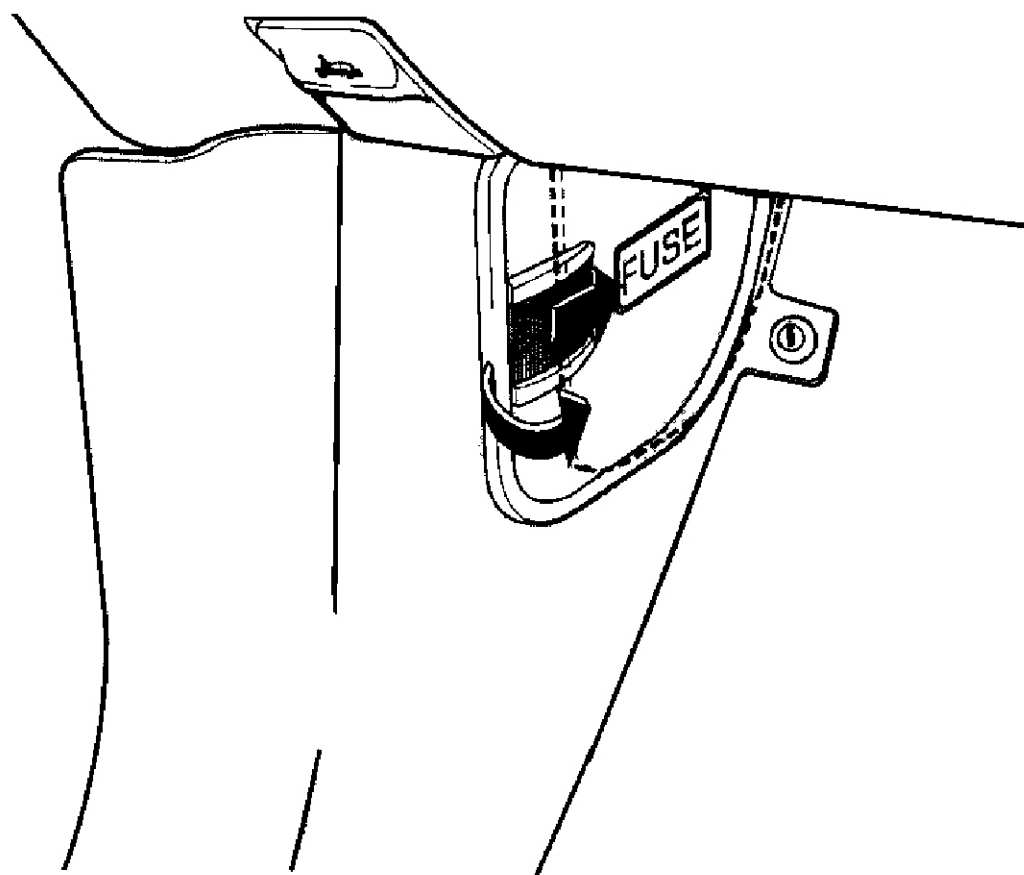
Fuses & Circuit Breakers - Sedona

IDENTIFICATION

CAUTION: When battery is disconnected, vehicle computer and memory systems may lose memory data. Driveability problems may exist until computer systems have completed a relearn cycle. See appropriate COMPUTER RELEARN PROCEDURES article in GENERAL INFORMATION before disconnecting battery.

PASSENGER COMPARTMENT FUSE BOX

NOTE: Passenger compartment fuse box is located behind access panel on driver's side kick panel. See Fig. 1 .



G00354174

Fig. 1: Locating Passenger Compartment Fuse Box
Courtesy of KIA MOTORS AMERICA, INC.

2005 Kia Sedona EX

2003-05 ELECTRICAL Fuses & Circuit Breakers - Sedona

1	W/SHD 15A	2	(S/ROOF) 20A	3	START 10A
4	HAZARD 15A	5	P/SCK(FRT) 20A	6	CIGAR 20A
7	OBD-II 10A	8	WIPER(FRT) 20A	9	P/SCK(RR) 30A
10		11	WIPER(RR) 10A	12	ACC 10A
13	F/FOG 15A	14	AT 15A	15	
16	ROOM LAMP 10A	17		18	
19	STOP LAMP 20A	20	TURN LAMP 10A	21	A/BAG 10A
22	METER 10A	23		24	ENGINE 10A

USE THE DESIGNATED FUSES ONLY.
(*) IS OPTION

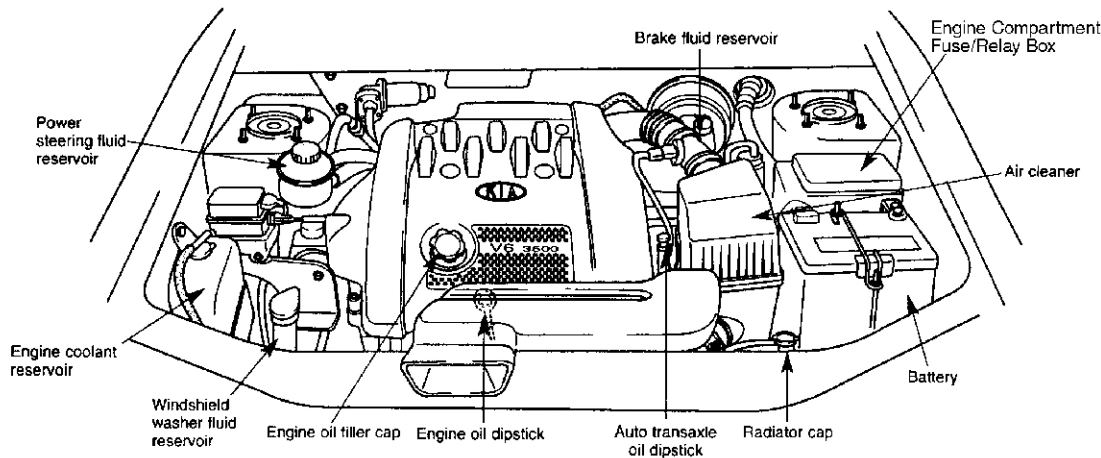
Description	FUSE RATING	PROTECTED COMPONENT
1. W/SHD	15 A	Defroster
2. S/ROOF	20 A	Sunroof
3. SRART	10 A	Starting system, PCM, ACC
4. HAZARD	15 A	Turn & Hazard flasher unit
5. P/SCK(FRT)	20 A	Front Power Socket
6. CIGAR	20 A	Cigar lighter
7. OBD-II	10 A	Check connector
8. WIPER (FRT)	20 A	Wiper & Washer, Head light, Front heater & Aircon, Cooling system, Defroster
9. P/SCK (RR)	30 A	Rear power socket
10.	-	-
11. WIPER (RR)	10 A	Wiper & Washer, ETWIS, Heater & Aircon, Trip computer, sunroof
12. ACC	10 A	Power mirror, Cigar lighter, Power Socket, Clock, Keyless entry, Audio
13. F/FOG	15 A	Front fog lamp
14. AT	15 A	PCM (Power train control system)
15.	-	-
16. ROOM LAMP	10 A	Instrument cluster, ETWIS, Head light, DRL, Keyless entry, Room lamp, Survivor lamp, Clock
17.	-	-
18.	-	-
19. STOP LAMP	20 A	Stop light
20. TURN LAMP	10 A	Turn & Hazard flasher unit
21. A/BAG	10 A	Airbag
22. METER	10 A	PCM, ACC, Trip computer, Stop light, DRL, ETWIS, Instrument cluster, Front heater & Aircon
23.	-	-
24. ENGINE	10 A	PCM, Cooling, Speed sensor, Diagnosis connector, ACC, Instrument cluster, ABS

G00354175

Fig. 2: Locating & Identifying Components On Passenger Compartment Fuse Box
Courtesy of KIA MOTORS AMERICA, INC.

ENGINE COMPARTMENT FUSE/RELAY BOX

NOTE: Engine compartment fuse/relay box is located on driver's side of engine compartment, in front of shock tower. See Fig. 3 .

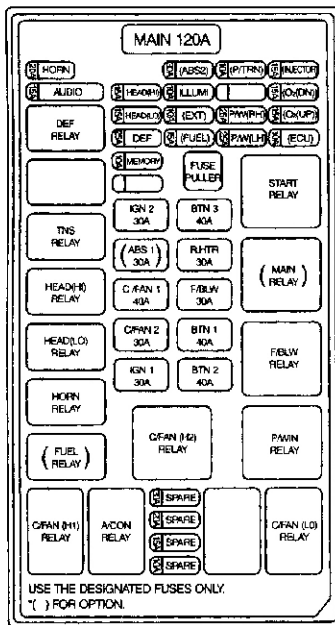


G00354172

Fig. 3: Locating Engine Compartment Fuse/Relay Box
Courtesy of KIA MOTORS AMERICA, INC.

2005 Kia Sedona EX

2003-05 ELECTRICAL Fuses & Circuit Breakers - Sedona



Description	FUSE RATING	PROTECTED COMPONENT
HORN	20 A	Horn
ABS2	30 A	ABS
P/TRN	10 A	PCM, Main relay
INJECTOR	15 A	PCM
AUDIO	15 A	Audio
HEAD (HI)	15 A	Head Light
ILLUMI	10 A	Key hole illumination
O ₂ (DN)	15 A	PCM
HEAD (LO)	15 A	Head light
EXT	10 A	DRL, License lamp, Tail lamp, Position lamp, Turn lamp
P/W (RH)	25 A	Power window
O ₂ (UP)	15 A	PCM
DEF	25 A	Defroster
FUEL	15 A	Fuel pump relay
P/W (LH)	25 A	Power window
ECU	10 A	PCM, Cooling
MEMORY	10 A	Front heater & aircon, Etwis, Keyless entry system
IGN 2	30 A	Ignition switch
BTN 3	30 A	Turn & Hazard flasher unit, Power door lock
ABS 1	30 A	ABS
R.HTR	30 A	Rear heater & Aircon
C/FAN 1	40 A	Cooling system
F/BLW	30 A	Front heater & Aircon
C/FAN 2	30 A	Cooling system
BTN 1	40 A	Cigar lighter, Power socket
IGN 1	30 A	Ignition switch
BTN 2	40 A	Power seat, PCM

G00369559

Fig. 4: Locating & Identifying Components On Engine Compartment Fuse/Relay Box
 Courtesy of KIA MOTORS AMERICA, INC.

2005 Kia Sedona EX
2003-05 ELECTRICAL Fuses & Circuit Breakers - Sedona